

11plusexams.com (visuteach.com)

11+ NVR Sample Test

Contents

Questions	pages 2-3
Answers	pages 4-5
Answer sheet	page 6
Copy of answer sheet with correct answers filled in	page 7

This is a multiple-choice test.

You may do rough working on a separate sheet of paper.

Answers should be marked on the answer sheet provided, not on the test paper. (A copy of the answer sheet, with the correct answers filled in, is provided in order to make marking easier).

Use a pencil to mark your answer in the column that has the same number as the test question by drawing a firm horizontal line through the rectangle next to your answer.

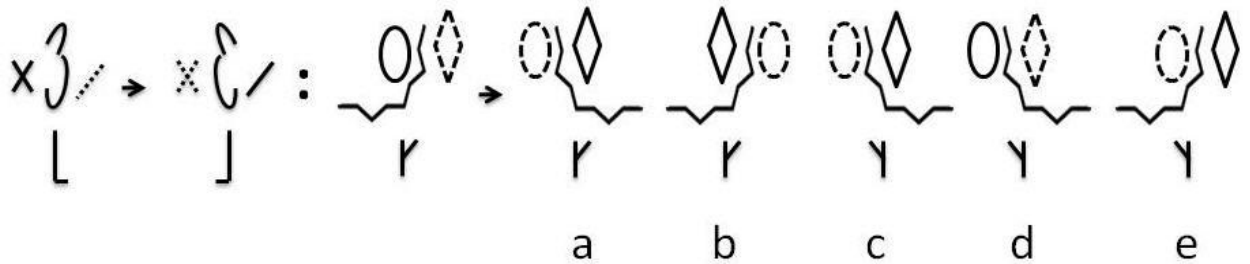
If you make a mistake, rub it out and put in your new answer. You should only mark one answer for each question.

If you cannot do a question, do not waste time, move onto the next question. If you are not sure of an answer, you should make a guess.

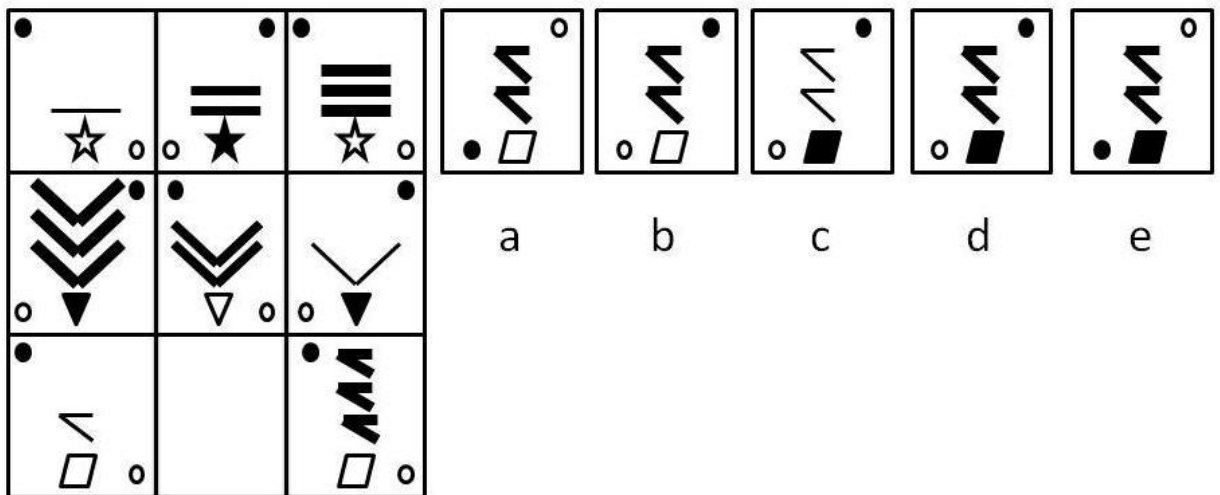
There are 5 questions and you have 2 min. 30 sec. to do the test.

Questions

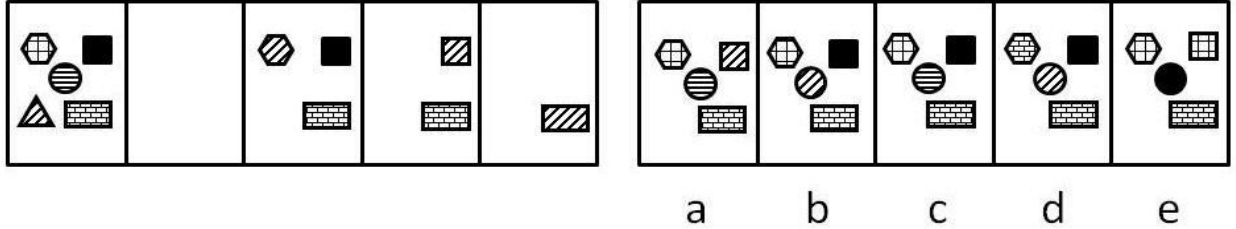
1 The first shape or pattern is to the second shape or pattern as the third shape or pattern is to which one of the five on the right?



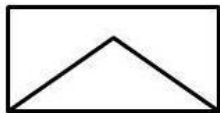
2 Which one of the five boxes on the right completes the empty box on the left?



3 Which one of the five boxes on the right completes the empty box on the left?



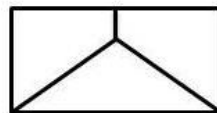
4 Which one of the five codes on the right goes with the shape or pattern to the left of these five codes?




XYZ



CHZ



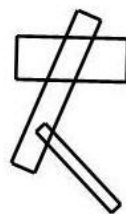
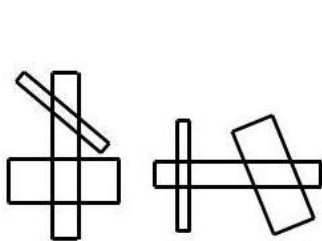
CYZ XHZ CHB XHB XYB



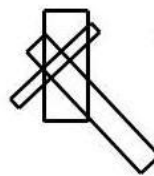
CYB

a b c d e

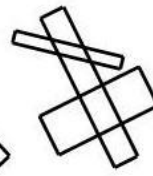
5 Which one of the five shapes or patterns on the right is most like the two on the left?



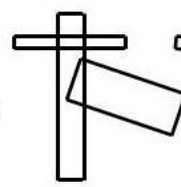
a



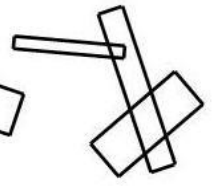
b



c



d



e

Answers

1 Answer : c

To get to the second pattern from the first pattern, the middle shape of the top row of the first pattern and the shape underneath it are flipped to the right. Then the first and third shapes of the top row reverse their outlines (i.e. the solid lines become dashed and the dashed lines become solid). Applying the same operations to the third pattern results in answer c.

2 Answer : d

Within a row, each box contains two diagonally placed circles, the bottom one white and the top one black. These circles change their diagonal orientation between boxes (i.e. changing from top left, bottom right to bottom left, top right). Each box also contains a symbol at the bottom which alternates between white and black. Within each row, each box also contains a pattern which appears once, twice or three times, and the thickness of the pattern varies from thin to medium to thick between boxes. The empty box must therefore contain the pattern in d.

3 Answer : b

As we move between boxes from left to right, the shape with the diagonal stripes is removed from its current box. The diagonal stripes are then transferred to one of the other shapes (i.e. the shape changes its shading to a diagonal striped shading) and this shape then becomes the next shape to be removed. The empty box therefore contains the pattern in b.

4 Answer : e

The first letter represents the direction of the pattern (C is upwards, with the triangle at the top, X is downwards, with the triangle at the bottom). The second letter represents the colour of the triangle (Y is white, H is black). The third letter represents the number of internal lines in the pattern (Z is 2, B is 3). The pattern to the left of the codes is in a downwards position (so its first letter is X), has a white triangle (so its second letter is Y) and has three internal lines (so its third letter is B). Therefore its code is XYB and the answer is e.

5 Answer : c

Each of the two patterns on the left has a medium width rectangle which has two of its sides crossed by each of the other two rectangles and these two rectangles do not cross each other. Also, one of the two rectangles must cross the medium width rectangle at right angles. The most like pattern is therefore c.

Answer Sheet

1	a <input type="checkbox"/>
	b <input type="checkbox"/>
	c <input type="checkbox"/>
	d <input type="checkbox"/>
	e <input type="checkbox"/>

2	a <input type="checkbox"/>
	b <input type="checkbox"/>
	c <input type="checkbox"/>
	d <input type="checkbox"/>
	e <input type="checkbox"/>

3	a <input type="checkbox"/>
	b <input type="checkbox"/>
	c <input type="checkbox"/>
	d <input type="checkbox"/>
	e <input type="checkbox"/>

4	a <input type="checkbox"/>
	b <input type="checkbox"/>
	c <input type="checkbox"/>
	d <input type="checkbox"/>
	e <input type="checkbox"/>

5	a <input type="checkbox"/>
	b <input type="checkbox"/>
	c <input type="checkbox"/>
	d <input type="checkbox"/>
	e <input type="checkbox"/>

Answer Sheet (with correct answers)

1	a <input type="checkbox"/>
	b <input type="checkbox"/>
	c <input checked="" type="checkbox"/>
	d <input type="checkbox"/>
	e <input type="checkbox"/>

2	a <input type="checkbox"/>
	b <input type="checkbox"/>
	c <input type="checkbox"/>
	d <input checked="" type="checkbox"/>
	e <input type="checkbox"/>

3	a <input type="checkbox"/>
	b <input checked="" type="checkbox"/>
	c <input type="checkbox"/>
	d <input type="checkbox"/>
	e <input type="checkbox"/>

4	a <input type="checkbox"/>
	b <input type="checkbox"/>
	c <input type="checkbox"/>
	d <input type="checkbox"/>
	e <input checked="" type="checkbox"/>

5	a <input type="checkbox"/>
	b <input type="checkbox"/>
	c <input checked="" type="checkbox"/>
	d <input type="checkbox"/>
	e <input type="checkbox"/>